
Print & Play



Tile Card Download for experimenting with tile layouts.



by Heather Moore of
Skinny laMinx

Your printable tiles



Oporto

In this download you will find

- The OPORTO design as a printable tile card in two versions to print as full-colour tiles, or to print in black-&-white as a colouring page
- OPORTO is from the Skinny laMinx tile collection for Concrete Studio,

Printing instructions:





- Select which pages you need to print
- Set your printer to A4 Landscape format
- Print onto heavy card
- If you don't have card, stick your printed sheet to a cereal box before cutting the tiles out
- Cut each tile neatly along dotted lines

Play with pattern

- If you enjoy playing with patterns & want to learn more, the Skinny laMinx online course HOW PATTERN WORKS uses Lisbon tiles to show you how patterns are built up of tile motifs.
- Sign up for the course at skinnylaminx.com.


Oporto

Pattern ideas



For colour printers

Oporto Tile



© Skinny laMinx Design 2022
Not to be shared or re-sold.
For personal use only


Oporto

Colouring page

Print 1 set of tiles

- Fill each motif with colour
- Cut each tile neatly along the dotted lines.

© Skinny laMinx Design 2022
Not to be shared or re-sold.
For personal use only





Just as a pattern is made from repeated motifs,
so we build our lives from the way we spend
the passing days.

Come on, let's take care with what we say,
what we make & how we live - every single
day - making our life into a beautiful pattern.

Let's start today.
